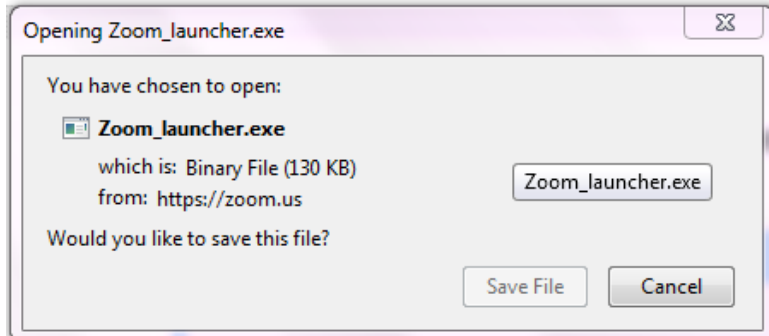


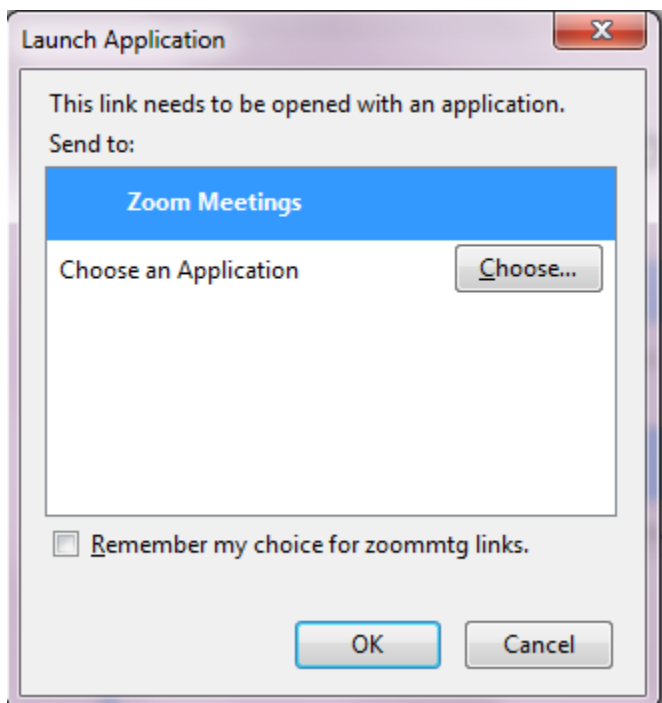
To download and begin your Zoom meeting

Step by step:

1. Click on the blue link for the zoom meeting, or go to www.zoom.us and click “Join Meeting at the top. Zoom should launch from there, and you will see a window like this:

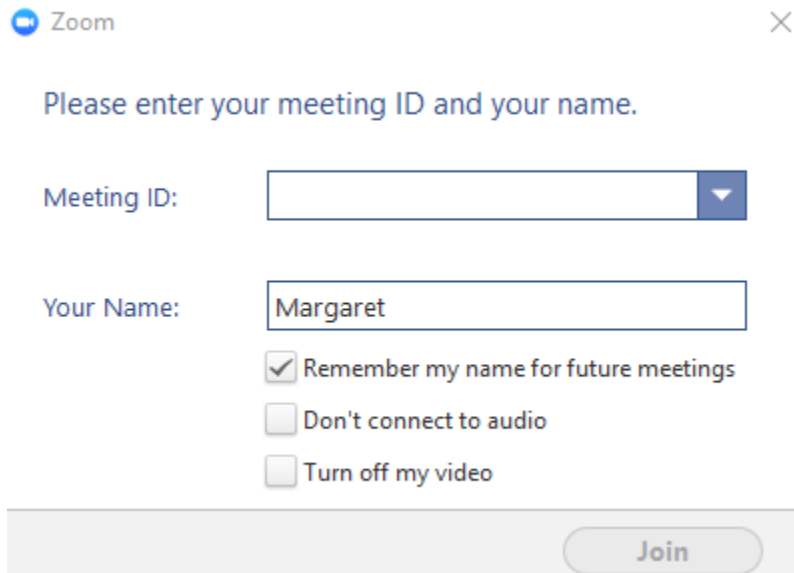


2. Press Save File, or wait until this window appears:



3. Press OK.
Also, you can check the check box that says "Remember my choice for Zoommtg links". It will speed up your log in process later.

- Then you will be prompted to give the meeting ID and your name. You can also select for Zoom to remember your name.



Zoom

Please enter your meeting ID and your name.

Meeting ID:

Your Name:

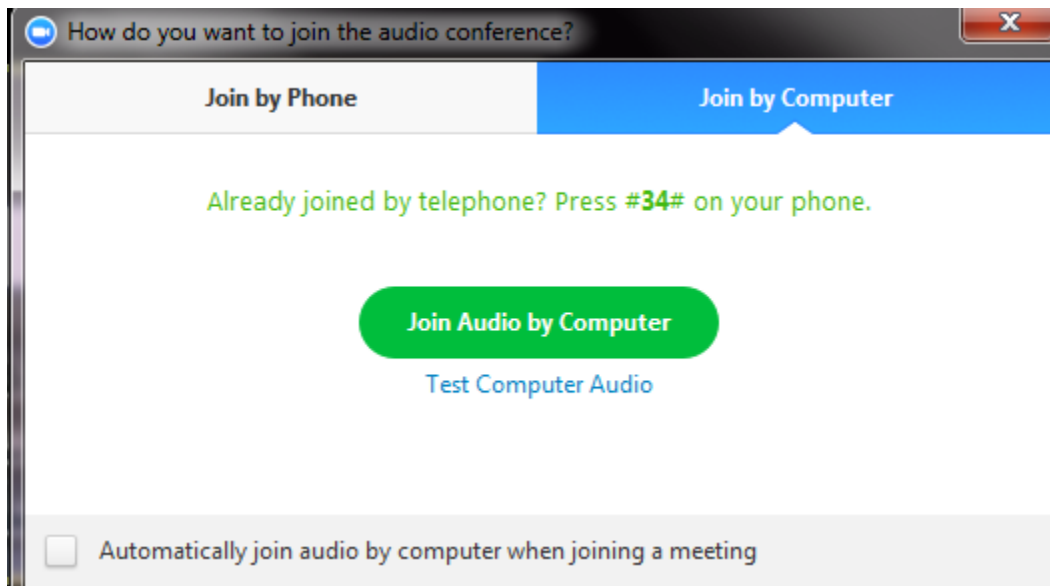
Remember my name for future meetings

Don't connect to audio

Turn off my video

Join

- Then click "Join Audio by Computer".



How do you want to join the audio conference?

Join by Phone

Join by Computer

Already joined by telephone? Press #34# on your phone.

Join Audio by Computer

Test Computer Audio

Automatically join audio by computer when joining a meeting

- Then you should be set!